

# English

## Quarter 4 – MELC 3:

### Sorting and Classifying Familiar Words into Basic Categories



English – Grade 1  
Alternative Delivery Mode  
Quarter 4 – Module 52: Sort and classify familiar words into basic categories  
EN1V-Iva-e-3

First Edition, 2019

**Republic Act 8293, section 176** states that: No copyright shall subsist in any work of the Government of the Philippines. However, prior approval of the government agency or office wherein the work is created shall be necessary for exploitation of such work for profit. Such agency or office may, among other things, impose as a condition the payment of royalties.

Borrowed materials (i.e., songs, stories, poems, pictures, photos, brand names, trademarks, etc.) included in this book are owned by their respective copyright holders. Every effort has been exerted to locate and seek permission to use these materials from their respective copyright owners. The publisher and authors do not represent nor claim ownership over them.

Published by the Department of Education  
Secretary:  
Undersecretary:  
Assistant Secretary:

**Development Team of the Module**

**Author:** Aniessay B. Hilario

**Editors:** Cecilia G. Alafriz; Adeline Lunag; Rogine D. Meria

**Reviewee:** Merlie M. Binay - an EdD

**Illustrator:** Madonna M. Cutaran

**Layout Artist:** Francis M. Ramos

**Management Team:** Dindo John H. Moreno PhD; Bermelita E. Guillermo PhD;  
Merlie M. Binay - an EdD; Chester C. Cortez;  
Evelyn V. Ramos, CID Chief  
Jonathan A. Fronda PhD, CESE, OIC-ASDS  
Rachel L. Llana PhD, CESO VI, OIC-SDS

Printed in the Philippines by \_\_\_\_\_

Department of Education – Schools Division of Nueva Vizcaya, DepEd RO II

Office Address: Quezon St., Don Domingo Maddela, Bayombong, Nueva Vizcaya  
Telephone: (078)392-0381, (078)392-0351, 09171589946  
Website: [www.deped-nv.com.ph](http://www.deped-nv.com.ph)  
Email: [nuevavizcaya@deped.gov.ph](mailto:nuevavizcaya@deped.gov.ph)

# English

## Quarter 4 – MELC 3:

### Sorting and Classifying Familiar Words into Basic Categories

This instructional material was collaboratively developed and reviewed by educators from public and private schools, colleges, and or/universities. We encourage teachers and other education stakeholders to email their feedback, comments, and recommendations to the Department of Education at [action@deped.gov.ph](mailto:action@deped.gov.ph).

**We value your feedback and recommendations.**

# Introductory Message

For the facilitator:

This Alternative Delivery Mode Learning Module is intended for use by the Grade I learners who happen to miss the regular class session for one reason or another. In order for them to cope with the missed competencies/skills, this learning module allows the learners to seek learning support from their parents, elder siblings and anyone at home who is capable of providing the needed assistance.

Furthermore, this learning module contains varied learning activities and tasks which are developmentally appropriate for Grade I learner's use. Hence, the learners should be properly instructed and reminded to use separate sheets in doing the tasks/activities which are intended to be written, and/or as needed.

Prior to the use of this learning module, clear communication of the guidelines should be made, and proper collaboration between the facilitator and the learning support-provider should be established in order to achieve the most desired learning goals and outcomes.

For the learner:

Dear young learners,

This module is designed for you to develop your skills in sorting and classifying familiar words into basic categories.

Enjoy doing the different activities in this module.

Happy learning!



## ***What I Need to Know***

This module is designed and written with you in mind. It is developed to help you sort and classify familiar words into basic categories (colors, shapes, foods, etc.).

The module is divided into three lessons, namely:

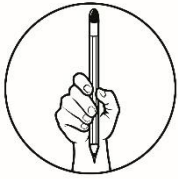
Lesson 1: Identifying basic categories of familiar words;

Lesson 2: Sorting of familiar words into categories; and

Lesson 3: Writing group of words to its category.

After going through this module, you are expected to:

1. Identify basic categories of familiar words;
2. Sort/classify familiar words into basic categories; and
3. Write familiar words into its correct categories








## *What I Know*

Classify the pictures according to the categories given.

Fruits

Animals

Shapes



## Lesson

# 1

## Identifying Familiar Words into Basic Categories





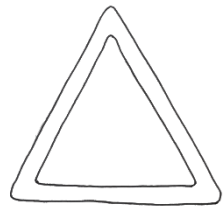
### Review

**Directions:** Name the pictures and tell their basic categories.

triangular

drinks

animals





## *What's In*

What basic category can you give to the following groups?

toys	colors	flowers	vegetables
------	--------	---------	------------

marble  
yoyo  
balloon

blue  
red  
green

rose  
santan  
daisy

eggplant  
beans  
okra



### *Notes to the Parent*

The parent will present words with pictures. Let the pupils tell the category of each picture.



## Lesson

# 2

## Sorting Familiar Words into Basic Categories



### *What's New*

**Directions:** Draw the object under the correct heading on the next page.



clock



banana




ten



wheel




watermelon



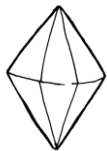
coins



one



yellow



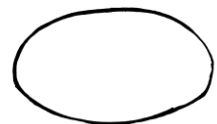
Diamond



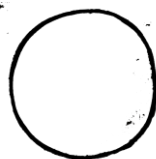
orange(color)



mango



oblong



round

fruits

shapes

numbers

colors



## *What is It*

**Directions:** Read the words in the box. Write them under the exact group where they belong (toys, clothing, transportation).

### Toys

---

---

---

### Clothing

---

---

---

### Transportation

---

---

---

top

t- shirt

motorcycle

socks

bicycle

ball

blouse

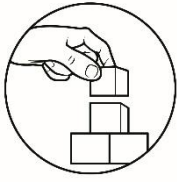
van

doll

pants

jeepney

blocks



## *What's More*

**Directions:** Match the group of words in column A to its basic category in column B.

A

1. pencil, eraser, paper
2. May, July, April
3. five, two, seven
4. Monday, Tuesday,  
Wednesday
5. bus, van, tricycle

B

- A. months of the year
- B. transportation
- C. things in school
- D. numbers
- E. days of the week
- F. food

## Lesson

# 3

## Writing Familiar Words into Basic Categories



### *What I Have Learned*

**Directions:** Choose and write the correct category of the words inside the box.

animals

months of the year

family

vegetables

body parts

fruits

1. \_\_\_\_\_

hands

head

nose

2. \_\_\_\_\_

bird

cow

goat

3. \_\_\_\_\_

cabbage

ampalaya

carrots

4. \_\_\_\_\_

father

mother

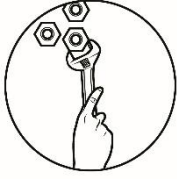
sister

5. \_\_\_\_\_

December

October

February



## *What I Can Do*

**Directions:** Write the words under the correct categories.

eyes

book

elephant

grapes

shoulder

cake

bag

carabao

strawberry

ice cream

Fruits

\_\_\_\_\_  
\_\_\_\_\_

Things in school

\_\_\_\_\_  
\_\_\_\_\_

Animals

\_\_\_\_\_  
\_\_\_\_\_

Body parts

\_\_\_\_\_  
\_\_\_\_\_

Sweets

\_\_\_\_\_  
\_\_\_\_\_



## ***Assessment***

**Directions:** Encircle the letter of the correct answer.

1. bicycle, motorcycle, jeep, van

- A. Clothes
- B. Fruits
- C. Toys
- D. Transportation

2. marble, balloon, doll, top

- A. Animals
- B. Numbers
- C. Shapes
- D. Toys

3. black, blue, green, red


- A. Colors
- B. Fruits
- C. Food
- D. Toys

4. cat, dog, horse, pig

- A. Animals
- B. Clothes
- C. Family
- D. Flowers

5. five, one, seven, three,

- A. Colors
- B. Foods
- C. Numbers
- D. Toys



## *Additional Activity*

**Directions:** Write the correct category of the given group of words inside the box.

Numbers	Vegetables	Fruits
Animals	Shapes	Family

1. \_\_\_\_\_

sister  
brother  
grandfather

4. \_\_\_\_\_

chicken  
cat  
duck

2. \_\_\_\_\_

six  
eight  
nine

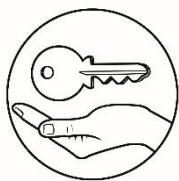
5. \_\_\_\_\_

tomato  
eggplant  
string beans

3. \_\_\_\_\_

triangle  
square  
circle





## Answer Key

<p><b>What I Know</b></p> <p>1. Shapes 2. Animals 3. Fruits</p> <p><b>Review:</b></p> <p>Triangular drinks animals Pizza juice dog Pyramid soda rabbit triangle milk cow</p> <p><b>What is It</b></p> <p>Toys Clothing Transportation</p> <p>Top t-shirt bicycle Doll socks motorcycle Blocks pants jeepney Ball blouse van</p>	<p><b>What's More</b></p> <p>1. C 2. A 3. D 4. E 5. A</p> <p><b>What's In</b></p> <p>Toys Colors Flowers Vegetables</p> <p><b>What I Have Learned</b></p> <p>1. Body parts 2. Animals 3. Vegetables 4. Family 5. Months of the year</p>	<p><b>Assessment</b></p> <p>1. D 2. D 3. A 4. A 5. C</p> <p><b>What I Can Do</b></p> <p>Fruits Sweets Animals Grapes cake elephant Strawberry ice carabao Cream</p> <p>Body parts Things in School</p> <p>Eyes bag Shoulder book <b>Additional Activities</b></p> <p>1. Family 2. Numbers 3. Shapes 4. Animals 5. vegetables</p>
---	---	--

## References

Curriculum Guide 2016 for Grade I

**For inquiries or feedback, please write or call:**

Department of Education – (Bureau/Office)

(Office Address)

Telefax:

Email Address: